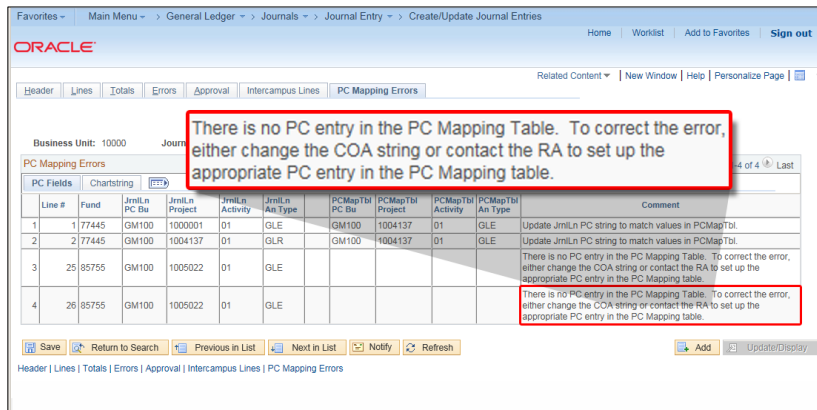


Requesting An Update to the PC Mapping Table

If a user attempts to validate a chartstring with a Fund or Project that is not included in the Project Costing mapping table, BFS generates the following error message:

There is no PC entry in the PC Mapping Table. To correct the error, either change the COA string or contact the RA to set up the appropriate PC entry in the PC Mapping table.



The screenshot shows the Oracle BFS interface for 'PC Mapping Errors'. A red box highlights the error message: "There is no PC entry in the PC Mapping Table. To correct the error, either change the COA string or contact the RA to set up the appropriate PC entry in the PC Mapping table." Below the message is a table with columns: Line #, Fund, JmLIn PC Bn, JmLIn Project, JmLIn Activity, JmLIn An Type, PCMapTbl PC Bn, PCMapTbl Project, PCMapTbl Activity, PCMapTbl An Type, and Comment. The table contains four rows of data, with the first two rows having comments that say "Update JmLIn PC string to match values in PCMapTbl." and the last two rows having the same error message as the highlighted one.

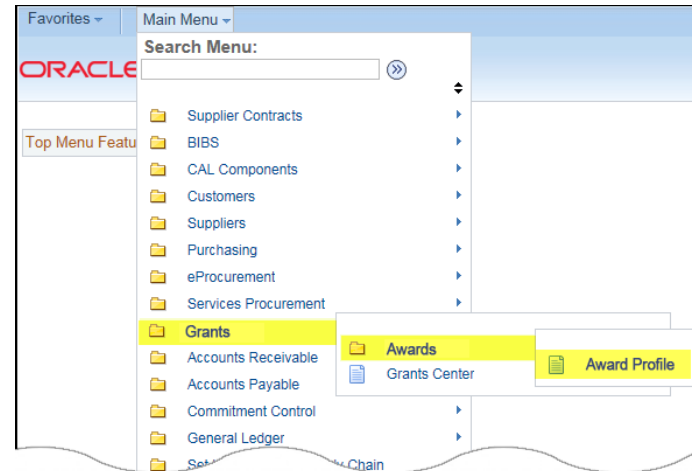
To clear this error, the user needs to change the chartstring or contact the RA (Research Administrator) and request a new chartstring combination for the Project Costing Mapping Table.

Procedures for Contacting the RA

To request a new chartstring combination for the PC Mapping Table, please follow these steps:

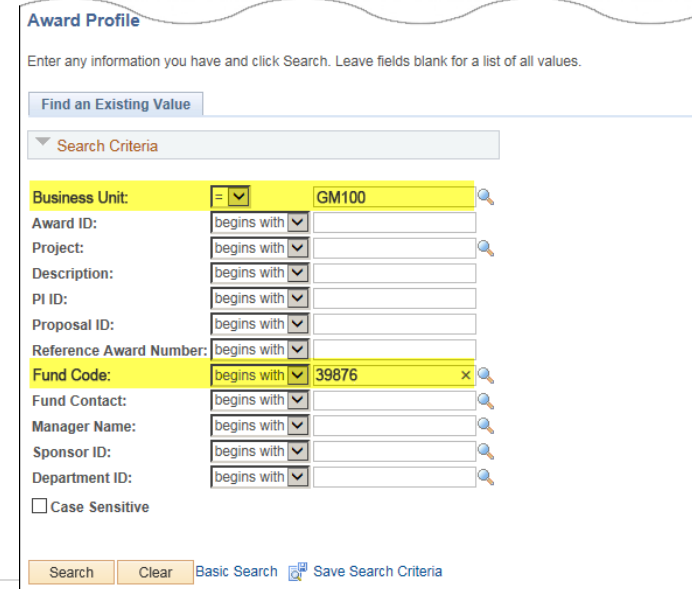
1 - Contact the RA to confirm that you are using a correct chartstring.

2 - To find the name of the RA, navigate to Grants > Awards > Award Profile. (Note: this is an Inquiry page assigned to all BFS users)



The screenshot shows the Oracle BFS Main Menu. The 'Grants' folder is expanded, showing 'Awards' and 'Grants Center'. The 'Awards' folder is further expanded, showing 'Award Profile'.

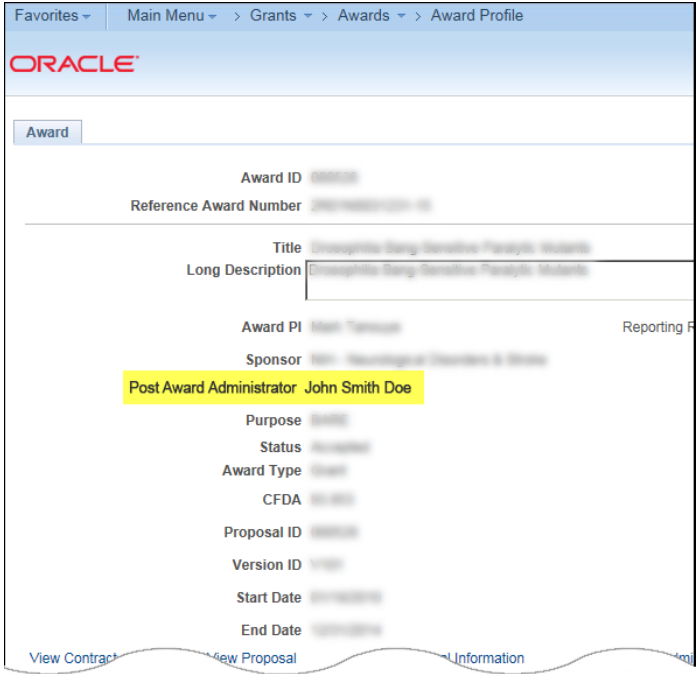
3 – From the Award Profile search page, prompt with Business Unit GM100 and the Fund Code (preferable to prompting with Project ID, as it may be a wrong project ID). Click the Search button.



The screenshot shows the 'Award Profile' search page. The search criteria are: Business Unit: GM100, Fund Code: 39876. The search button is highlighted.

Requesting An Update to the PC Mapping Table

4 - The RA is listed as the "Post Award Administrator".



5 - If the RA determines that the chartstring combination is appropriate, they will load a budget and get the COA mapped to the PC Mapping table.

6 - Once the value is mapped, the user may proceed with their entry.